


# CORE BITS CONCRETE BIT ADAPTERS



Our wet core bit designs feature laser welded segments for safety. The CBW2.4 series offers a unique concave edge design for fast starting. The CBW3.4 series has a serrated segment for fast drilling, and has a threaded cap so you can add 12" tube extensions for deeper drilling.

## WET CONCRETE - STANDARD QUALITY




Available Sizes		
1½" x 1¼" -7thd		
2" x 1¼" -7 thd		
2½" x 1¼" -7 thd		
3" x 1¼" -7 thd		
3½" x 1¼" -7 thd		
4" x 1¼" -7 thd		
5" x 1¼" -7 thd		
6" x 1¼" -7 thd		

CODE 4
Part #
112CBW1.4
2CBW1.4
212CBW1.4
3CBW1.4
312CBW1.4
4CBW1.4
5CBW1.4
6CBW1.4

LASER ATTACHMENT  
SEGMENT HEIGHT 10MM

## WET CONCRETE - PREMIUM QUALITY




Available Sizes		QUALITY 2
		CODE 4
		Part #
1" x 5/8" -11 thd		1CBW2.4
1 1/8" x 5/8" -11 thd		118CBW2.4
1¼" x 5/8" -11thd		114CBW2.4
1½" x 5/8" -11thd		112CBW2.4
2" x 1¼" -7 thd		2CBW2.4
2½" x 1¼" -7 thd		212CBW2.4
3" x 1¼" -7 thd		3CBW2.4
3½" x 1¼" -7 thd		312CBW2.4
4" x 1¼" -7 thd		4CBW2.4

Available Sizes		QUALITY 2
		CODE 4
		Part #
4½" x 1¼" -7 thd		412CBW2.4
5" x 1¼" -7 thd		5CBW2.4
6" x 1¼" -7 thd		6CBW2.4
7" x 1¼" -7 thd		7CBW2.4
8" x 1¼" -7 thd		8CBW2.4
9" x 1¼" -7 thd		9CBW2.4
10" x 1¼" -7 thd		10CBW2.4
12" x 1¼" -7 thd		12CBW2.4
14" x 1¼" -7 thd		14CBW2.4

LASER ATTACHMENT  
SEGMENT HEIGHT 10MM

## WET CONCRETE - PROFESSIONAL QUALITY



Available Sizes		QUALITY 3
		CODE 4
		Part #
1" x 5/8" -11 thd		1CBW3.4
1½" x 5/8" -11 thd		112CBW3.4
2" x 1¼" -7 thd		2CBW3.4
2½" x 1¼" -7 thd		212CBW3.4
3" x 1¼" -7 thd		3CBW3.4
3½" x 1¼" -7 thd		312CBW3.4
4" x 1¼" -7 thd		4CBW3.4
4½" x 1¼" -7 thd		412CBW3.4

Available Sizes		QUALITY 3
		CODE 4
		Part #
5" x 1¼" -7 thd		5CBW3.4
6" x 1¼" -7 thd		6CBW3.4
7" x 1¼" -7 thd		7CBW3.4
8" x 1¼" -7 thd		8CBW3.4
9" x 1¼" -7 thd		9CBW3.4
10" x 1¼" -7 thd		10CBW3.4
12" x 1¼" -7 thd		12CBW3.4
14" x 1¼" -7 thd		14CBW3.4

LASER ATTACHMENT  
SEGMENT HEIGHT 10MM