


Bartell Tile and Stone blades are available in both continuous rim and serrated, from 4" through 14".




DRY TILE BLADES

Available Sizes	QUALITY 2
	CODE 8
	Part #
4" x .060 x 5/8"	4BCS2.8
4½" x .060 x 5/8"	412BCS2.8
6" x .060 x 5/8"	6BCS2.8
7" x .060 x 5/8"	7BCS2.8
8" x .060 x 5/8"	8BCS2.8
10" x .060 x 5/8"	10BCS2.8




WET TILE BLADES

Available Sizes	QUALITY 3
	CODE 8
	Part #
4" x .060 x 5/8"	4BCS3.8
4½" x .060 x 5/8"	412BCS3.8
6" x .060 x 5/8"	6BCS3.8
7" x .060 x 5/8"	7BCS3.8
8" x .060 x 5/8"	8BCS3.8
10" x .060 x 5/8"	10BCS3.8



WET PORCELAIN BLADES

Available Sizes	QUALITY 4
	CODE 8
	Part #
4" x .060 x 5/8"	4BCM4.8
6" x .060 x 5/8"	6BCM4.8
7" x .060 x 5/8"	7BCM4.8
8" x .060 x 5/8"	8BCM4.8
10" x .060 x 5/8"	10BCS4.8
12" x .080 x 1"	12BCS4.8
14" x .080 x 1"	14BCS4.8



WET GLASS BLADES

Available Sizes	QUALITY 5
	CODE 9
	Part #
4" x .050 x 5/8"	4BCS5.9
7" x .050 x 5/8"	7BCS5.9
8" x .060 x 5/8"	8BCS5.9
10" x .050 x 5/8"	10BCS5.9
12" x .060 x 1"	12BCS5.9