


RIDE-ON POWER TROWELS



**BARTELL
GLOBAL**

BartellGlobal.com

FEATURES & BENEFITS

BXR830



BXR830

AVAILABLE IN
PROPANE / GAS

With a reduced width of only 30 inches, the BXR830 fits through a standard doorway, and easily into the bed of most pick-up trucks.

- Small footprint and responsive steering provide maneuverability in tight spots.
- Edge finishing up to 1/4" from the wall.
- Gets onto the concrete earlier than bigger, heavier machines.
- Available with propane or gas powered engine.
- Heavy-duty gearbox provides a longer life and less maintenance.
- Twin stick, multi-directional levers deliver immediate, responsive steering.
- Non-overlapping design for panning & finishing.
- Dual 4 blade trowel standard.
- Available with a propane or gas powered engine. Propane model is EPA/CARB certified for indoor use.



MORE THAN JUST A GREAT COMPACT EDGER... ALSO WORKS WITH

iShineTPS
TROWEL POLISHING SYSTEM

The concrete polishing process that increases productivity.

BXR836



BXR836

AVAILABLE IN
PROPANE / GAS

The BXR 836 is a lightweight introductory unit for those that need greater production than walk behind trowels, but don't have the need for a professional rider. This low-profile machine gives you the productivity of three walks-behinds, but is compact enough to fit in the back of a standard pickup truck.

- Non-overlapping design and high power allows you to pan or float prior to finishing.
- Water Spray System.
- Intuitive controls for the novice operator.
- Front and Rear lighting.
- Four lifting hooks.
- Available with a propane or gas powered engine. Propane model is EPA/CARB certified for indoor use.

TITAN SERIES



TITAN 78



TITAN 88



TITAN 96

AVAILABLE IN
PROPANE / GAS

- Low profile design gives the operator greater visibility.
- Lower center of gravity eliminates rocking during directional changes.
- LED Lights in front and rear.
- Greater RPM (Up to 180 RPM with select engines).
- Control panel includes cup holder, USB charging and hour meter.
- Optional 225lb weight kit for tougher applications.
- Lift off front panel for easy maintenance.
- Interchangeable steering positions (inboard or outboard) for operator comfort.
- Heavy duty gearbox for longer life.
- High Quality Grizzly Blades included.
- Under-seat single lift hook. Four additional lifting hooks for versatility.
- New compact transport system.
- Toolbox standard on certain models.
- Under seat safety switch.
- Propane model is EPA/CARB certified for indoor use.

COMPLETE LINE



TECHNICAL SPECS	BXR830		BXR836	
Type	Panning & Finishing (Non-overlapping)			
Power Source	Gas Honda GX690	Propane Vanguard 627cc	Gas Honda GX690	Propane Vanguard 627cc
Power Output	22hp (16kW)	21hp (15.7kW)	22hp (16kW)	21hp (15.7kW)
Blade RPM	145	130	145	130
Weight	600lbs (272 kg)	620lbs (281 kg)	615lbs (297kg)	635lbs (288kg)
Operating Weight	635lbs (288 kg)	640lbs (290 kg)	650lbs (295kg)	655lbs (297kg)
Float Blade Size	—		10" x 14" (25cm x 36cm)	
Finish Trowel Size	6" x 10.5" (15 x 27cm)		6" x 14" (15cm x 36cm)	
Combination Blade Size	—		8" x 14" (20cm x 36cm)	
Float Pan	30" (76cm)		36.5" (93cm)	
Length	67.5" (171cm)		73" (186 cm)	
Width	30" (76cm)		38.5" (98cm)	
Height	40" (102cm)		41" (104cm)	



TECHNICAL SPECS	TITAN 78	TITAN 88	TITAN 96	
Type	Panning & Finishing (Non-overlapping)	Finishing (Overlapping)	Panning & Finishing (Non-overlapping)	
Power Source	Kohler CH730, CH740, ECH749		Gas Vanguard 35/37 EFI	Propane Vanguard 993cc
Power Output	23.5/25/27hp		35/37hp	35hp
Blade RPM	180			
Weight	844lbs (383kg)	894lbs (406kg)	904lbs (410kg)	
Operating Weight	880lbs (399kg)	930lbs (422kg)	940lbs (427kg)	
Float Blade Size	10" x 14" (25cm x 36cm)	10" x 18" (25cm x 46cm)	10" x 18" (25cm x 46cm)	
Finish Trowel Size	6" x 14" (15cm x 36cm)	6" x 18" (15cm x 46cm)	6" x 18" (15cm x 46cm)	
Combination Blade Size	8" x 14" (20cm x 36cm)	8" x 18" (20cm x 46cm)	8" x 18" (20cm x 46cm)	
Float Pan	36" (91cm)	—	46" (117cm)	
Length	78" (198cm)	88" (224cm)	96" (244cm)	
Width	40.5" (103cm)	48" (122cm)	48" (122cm)	
Height	46" (117cm)			

CONTRACTOR PROVEN EQUIPMENT

SINCE 1946



RIDE-ON
TROWELS



TROWELS



PLATE
COMPACTORS



RAMMERS



POWER
BUGGIES



TRUSS SCREED



UNISCREED



DRILLS &
STANDS



SAWS



VIBRATORS



MIXERS



SPREADERS



SPRAYERS



GENERATORS



WALK-BEHIND
FLOOR SCRAPERS



RIDE-ON
FLOOR SCRAPERS



SCARIFIERS



FLOOR
PLANERS



GRINDERS &
POLISHERS




DUST
COLLECTORS




SHOTBLASTERS



VERTICAL
SHOTBLASTERS



DIAMOND
TOOLING



DIAMOND
BLADES



BartellGlobal.com