

RIDE-ON FLOOR SCRAPERS



**BARTELL
GLOBAL**

BartellGlobal.com

FEATURES & BENEFITS

Bartell Global is proud to offer the original industry-leading Terminator Ride-On Floor Scraper and is committed to constantly innovating and improving the designs to provide the very best performance, durability and versatility.

COMMON TERMINATOR® DESIGN FEATURES

- Quick Change Swivel Tool Holder
- Precision Hydraulic controls allows for effective work in small spaces (zero turn radius)
- Fully Enclosed solid steel design protects major components.
- Integrated large fork lift channels
- Comes standard with an Hour meter and Battery level indicator
- Comfortable seat with armrests
- Large Footrest platform for operator comfort and additional protection from debris
- Fits through standard door opening
- Adjustable wheel scraper blades for improved traction and reduced maintenance
- Non-marking Tires
- Hinged Hood and removable side/rear panels for ease of maintenance
- Optional Additional Weight Packages
- Up to 26" Working Width



TECHNICAL SPECS*		T3000 XME	INFINITY	T3000 EI	T2500 PRO	T5500 PRO
Battery		48V-230AH	48VDC-415AH	48VDC-415AH	12V	12V
Power		10 hp	5.5 hp	10 hp	25 hp - Kohler	55 hp - Kubota
Working Width*		Up to 26" (66 cm)				
Max Speed*		250ft/min	150 ft/min	200 ft/min	300 ft/min	375 ft/min
Length		55" (140 cm)	61" (155 cm)	64" (163 cm)	54" (137 cm)	66" (168 cm)
Width		27.8" (71 cm)	26.5" (67 cm)	26.5" (67 cm)	26.5" (67 cm)	27.5" (70 cm)
Height		47" (119 cm)	47" (119 cm)	47" (119 cm)	58.5" (149 cm)	60.5" (154 cm)
Weight		1,875 lb (852 kg)	2,455 lb (1114 kg)	2,800 lb (1270 kg)	2012 lb (913 kg)	2,943 lb (1337 kg)
Removable Weight		150 lb (68 kg)	—	330 lb (150 kg)	315 lb (143 kg)	870 lb (395 kg)
Machine Only		1,725 lb (782 kg)	2,455 lb (1114 kg)	2,470 lb (1120 kg)	1697 lb (770 kg)	2,073 lb (942 kg)
Optional Weight¹	Front	—	90 lb (41 kg)	60 lb (27 kg)	90 lb (41 kg)	—
	Rear	—	150 lb (68 kg) 300 lb (136 kg)	150 lb (68 kg)	150 lb (68 kg)	—
	Side	—	—	800 lb (362 kg)	—	800 lb (362 kg)

1. Extra Weight Packages must be purchased separately.

*MAXIMUM. Production rates, working width, travel speed may vary depending on job conditions

COMPLETE LINE



TERMINATOR T3000XME

- Compact design is effective in small spaces
- Quick change battery packs easily slide in and out of the machine
- Built in USB Charging port
- AGM Maintenance free battery packs
- Optional Tow behind cart to hold extra battery packs and accessories
- LED Headlight for improved visibility
- Zero Emissions – safe for indoor use



TERMINATOR INFINITY

- All-day battery life (8-12 hrs run time)
- 110V Dual On-Board Charging system – 30% faster charge time (optional 220V available)
- Quick Change Angle Adjustment Jaw for improved Performance and weight distribution
- Automatic Seat safety switch to turn machine off when the operator is vacant
- AGM Maintenance free battery pack
- Zero Emissions – safe for indoor use· Visible Charging Indicator



TERMINATOR T3000 EI

- Variable Speed foot throttle to allow for increased operator control
- Sleek low profile gaining more stability and better weight distribution
- Extremely high removal rates for nearly all floor removal applications
- Industry leading 10HP electric motor
- LED Headlight for improved visibility
- Built in USB Charging Port
- Optional AGM (Absorbed Glass Mat) Maintenance free battery pack
- Zero Emissions – safe for indoor use
- Quick Change Angle Adjustment Jaw for improved Performance and weight distribution



TERMINATOR T2500 PRO

- Propane powered
- Designed for easy maintenance
- Works effectively in small spaces
- Smooth variable-speed joystick control
- Quick-change swivel tool holder
- Multiple tooling options for removal of all types of flooring
- Adjustable wheel scraper blades
- Non-marking tires
- Made in the USA
- LED headlight for improved visibility



TERMINATOR T5500 PRO

- Extremely High Removal Rates
- 55hp 1.6L Kubota LPG Engine
- Ergonomic Handle Controls for all operations
- Head light for improved visibility
- Meets Tier 2 CARB & EPA emissions standards
- "Cool Flow" Hydraulics for consistent performance
- Up to 1,745 ft. lbs of wheel torque
- Hinged Hood and door panels for easy access
- Quick Change Angle Adjustment Jaw for improved Performance and weight distribution

PRODUCTION RATES*	T3000 XME	INFINITY	T3000 EI	T2500 PRO	T5500 PRO
Carpet	2500 ft ² /hr	3000 ft ² /hr	4000 ft ² /hr		5000 ft ² /hr
VCT/VAT	3000 ft ² /hr				
Sheet Vinyl	2000 ft ² /hr				
Glued Hardwood	1400 ft ² /hr	1800 ft ² /hr	2000 ft ² /hr		2000 ft ² /hr
Elastomeric	1800 ft ² /hr		2400 ft ² /hr		2400 ft ² /hr
Ceramic Tile	—		1900 ft ² /hr		1900 ft ² /hr

***PRODUCTION RATES MAY VARY DEPENDING ON JOB CONDITIONS**

TOOLING

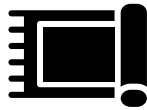
The Terminator Ride on Floor Scraper has a variety of tooling options to help you remove most commercial & industry flooring quickly. All of the tooling shown below can be used on any Terminator Ride on Floor Scraper model as they use the same holders and attach the same.

Our tools have been developed to remove a variety of materials with ease, while also providing long life to reduce your tooling costs. With the available Floor Scraper tooling, you will be able to conquer any job.

TYPE OF MATERIAL YOU'RE REMOVING



TILE



CARPET



HARDWOOD



VCT | LINOLEUM | RUBBER FLOORING



MORTAR | OVERLAYMENTS



ADHESIVES

BLADE THICKNESSES

FLEX

Flex blades are used when you need more flexibility out of the blade so that it contours to the floor better. This is helpful when removing softer materials such as coatings or adhesives

STANDARD

Standard Blades are the most common thickness of blade as they are very versatile. If you are removing different types of flooring often, these are a great all around blade to use on a variety of materials.

HEAVY

Heavy blades are generally used when increased durability and rigidity is desired. For example, when removing materials such as VCT and other tough soft materials, these blades will hold up.

SUPER-DUTY

Super Duty Blades are used when extreme rigidity is required. They are the thickest blade offered for the Terminator Series.

NO NOTCHED BLADES



No Notched Blades are used to remove VCT, Linoleum, glue, and a variety of coatings and other soft materials. The No Notched design gives the blade more flexibility in the holder, helping you to remove softer materials such as glue, adhesives and other soft coatings as the blade will contour to the curves of the slab better.



FLEX		STANDARD		HEAVY		SUPER-DUTY	
PART #	DESCRIPTION	PART #	DESCRIPTION	PART #	DESCRIPTION	PART #	DESCRIPTION
81-0044	3" x 10" x .062"	81-0051	4" x 9" x .074"	81-0054	4" x 9" x .092"	81-0082	4.5" x 10" x .125"
81-0045	3" x 13" x .062"	81-0057	4" x 13" x .074"	81-0060	4" x 13" x .092"	81-0084	4.5" x 13" x .125"
81-0046	3" x 18" x .062"	81-0063	4" x 18" x .074"	81-0066	4" x 18" x .092"	81-0086	4.5" x 26" x .125"
81-0047	3" x 26" x .062"	81-0069	4" x 26" x .074"	81-0072	4" x 26" x .092"		
				81-0081	6" x 26" x .092"		

TOOLING

NOTCHED BLADES



Notch blades excel at the removal of materials such as VCT, Linoleum, glue, and a variety of coatings and other soft materials. Notch blades gives you more rigidity as you scrape, which make them ideal for mainly VCT and Linoleum removal.



STANDARD

PART #	DESCRIPTION
81-0052	4" x 9" x .074"
81-0058	4" x 13" x .074"
81-0064	4" x 18" x .074"
81-0070	4" x 26" x .074"

HEAVY

PART #	DESCRIPTION
81-0055	4" x 9" x .092"
81-0061	4" x 13" x .092"
81-0073	4" x 26" x .092"
81-0081	6" x 26" x .092"

SUPER-DUTY

PART #	DESCRIPTION
81-0083	4.5" x 10" x .125"
81-0085	4.5" x 13" x .125"
81-0087	4.5" x 26" x .125"

SELF DICING BLADES



When removing carpet, dicing blades help drastically by cutting the carpet into strips as you remove the material. This lets the carpet come up easily and then roll into easy to clean up sections that make the process much quicker.

STANDARD

PART #	DESCRIPTION
81-0053	4" x 9" x .074"
81-0059	4" x 13" x .074"
81-0071	4" x 26" x .074"

HEAVY

PART #	DESCRIPTION
81-0056	4" x 9" x .092"
81-0062	4" x 13" x .092"
81-0068	4" x 18" x .092"
81-0074	4" x 26" x .092"

STANDARD TILE TOOTH



The Standard Tile Tooth is great for removing tile and other tough materials. It is a cost-effective and very aggressive tile removal.

PART #	DESCRIPTION
83-0002	STANDARD TILE TOOTH

MILLED TILE TOOTH



The Milled Tile tooth is used for removing materials such as Ceramic tile and other tough materials that require a lot of focused force. This tool is milled to have a very aggressive point, helping remove material easier. The main difference between the Ceramic and Milled tile teeth is the aggressiveness. Because the Milled tooth is thinner, it will get under materials easier.

PART #	DESCRIPTION
83-0001	MILLED TILE TOOTH

SABER CLAWS



The Saber Claw Carbide Tools comes in 2", 4" or 6" versions to accommodate the type of job that you are working on. These tools are used to remove materials such as Ceramic, quarry, stone tile, Wood flooring, Mortar & overlays.

PART #	DESCRIPTION
83-0014	2" SABER CLAW BIT
83-0015	4" SABER CLAW BIT
83-0016	6" SABER CLAW BIT

CHISEL BITS



Chisel bits are generally used for removing hardwood flooring. There are 3 different styles that can be used depending on the specific type of flooring and how tough it is to remove.

PART #	DESCRIPTION
81-0355	20" FLAT CHISEL
81-0361	3" WIDE CHISEL
81-0356	DIGGING CHISEL

CONTRACTOR PROVEN EQUIPMENT

SINCE 1946



RIDE-ON
TROWELS



TROWELS



PLATE
COMPACTORS



RAMMERS



POWER
BUGGIES



TRUSS SCREED



UNISCREED



DRILLS &
STANDS



SAWS



VIBRATORS



MIXERS



SPREADERS



SPRAYERS



GENERATORS



WALK-BEHIND
FLOOR SCRAPERS



RIDE-ON
FLOOR SCRAPERS



SCARIFIERS



FLOOR
PLANERS



GRINDERS &
POLISHERS




DUST
COLLECTORS




SHOTBLASTERS



VERTICAL
SHOTBLASTERS



DIAMOND
TOOLING



DIAMOND
BLADES



BartellGlobal.com