

# TERMINATOR TOOLING



[BartellGlobal.com](http://BartellGlobal.com)

# TERMINATOR TOOLING

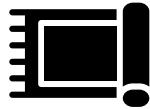
The Terminator Ride on Floor Scraper has a variety of tooling options to help you remove most commercial & industry flooring quickly. All of the tooling shown below can be used on any Terminator Ride on Floor Scraper model as they use the same holders and attach the same.

Our tools have been developed to remove a variety of materials with ease, while also providing long life to reduce your tooling costs. With the available Floor Scraper tooling, you will be able to conquer any job.

## TYPE OF MATERIAL YOU'RE REMOVING



TILE



CARPET



HARDWOOD



VCT | LINOLEUM |  
RUBBER FLOORING



MORTAR |  
OVERLAYMENTS



ADHESIVES

## BLADE THICKNESS

### FLEX

Flex blades are used when you need more flexibility out of the blade so that it contours to the floor better. This is helpful when removing softer materials such as coatings or adhesives

### STANDARD

Standard Blades are the most common thickness of blade as they are very versatile. If you are removing different types of flooring often, these are a great all around blade to use on a variety of materials.

### HEAVY

Heavy blades are generally used when increased durability and rigidity is desired. For example, when removing materials such as VCT and other tough soft materials, these blades will hold up.

### SUPER-DUTY

Super Duty Blades are used when extreme rigidity is required. They are the thickest blade offered for the Terminator Series.

## NO NOTCHED BLADES

No Notched Blades are used to remove VCT, Linoleum, glue, and a variety of coatings and other soft materials. The No Notched design gives the blade more flexibility in the holder, helping you to remove softer materials such as glue, adhesives and other soft coatings as the blade will contour to the curves of the slab better.



FLEX

STANDARD

HEAVY

SUPER-DUTY

PART #	DESCRIPTION	PART #	DESCRIPTION	PART #	DESCRIPTION	PART #	DESCRIPTION
81-0044	3" x 10" x .062"	81-0051	4" x 9" x .074"	81-0054	4" x 9" x .092"	81-0082	4.5" x 10" x .125"
81-0045	3" x 13" x .062"	81-0057	4" x 13" x .074"	81-0060	4" x 13" x .092"	81-0084	4.5" x 13" x .125"
81-0046	3" x 18" x .062"	81-0063	4" x 18" x .074"	81-0066	4" x 18" x .092"	81-0086	4.5" x 26" x .125"
81-0047	3" x 26" x .062"	81-0069	4" x 26" x .074"	81-0072	4" x 26" x .092"		
				81-0081	6" x 26" x .092"		

## NOTCHED BLADES



Notch blades excel at the removal of materials such as VCT, Linoleum, glue, and a variety of coatings and other soft materials. Notch blades gives you more rigidity as you scrape, which make them ideal for mainly VCT and Linoleum removal.



### STANDARD

PART #	DESCRIPTION
81-0052	4" x 9" x .074"
81-0058	4" x 13" x .074"
81-0064	4" x 18" x .074"
81-0070	4" x 26" x .074"

### HEAVY

PART #	DESCRIPTION
81-0055	4" x 9" x .092"
81-0061	4" x 13" x .092"
81-0073	4" x 26" x .092"
81-0081	6" x 26" x .092"

### SUPER-DUTY

PART #	DESCRIPTION
81-0083	4.5" x 10" x .125"
81-0085	4.5" x 13" x .125"
81-0087	4.5" x 26" x .125"

## SELF DICING BLADES



When removing carpet, dicing blades help drastically by cutting the carpet into strips as you remove the material. This lets the carpet come up easily and then roll into easy to clean up sections that make the process much quicker.

### STANDARD

PART #	DESCRIPTION
81-0053	4" x 9" x .074"
81-0059	4" x 13" x .074"
81-0071	4" x 26" x .074"

### HEAVY

PART #	DESCRIPTION
81-0056	4" x 9" x .092"
81-0062	4" x 13" x .092"
81-0068	4" x 18" x .092"
81-0074	4" x 26" x .092"


## STANDARD TILE TOOTH



The Standard Tile Tooth is great for removing tile and other tough materials. It is a cost-effective and very aggressive tile removal.

PART #	DESCRIPTION
83-0002	STANDARD TILE TOOTH

## MILLED TILE TOOTH



The Milled Tile tooth is used for removing materials such as Ceramic tile and other tough materials that require a lot of focused force. This tool is milled to have a very aggressive point, helping remove material easier. The main difference between the Ceramic and Milled tile teeth is the aggressiveness. Because the Milled tooth is thinner, it will get under materials easier.

PART #	DESCRIPTION
83-0001	MILLED TILE TOOTH

## SABER CLAW



The Saber Claw Carbide Tools comes in 2", 4" or 6" versions to accommodate the type of job that you are working on. These tools are used to remove materials such as Ceramic, quarry, stone tile, Wood flooring, Mortar & overlays.

PART #	DESCRIPTION
83-0014	2" SABER CLAW BIT
83-0015	4" SABER CLAW BIT
83-0016	6" SABER CLAW BIT

## CHISEL BITS



Chisel bits are generally used for removing hardwood flooring. There are 3 different styles that can be used depending on the specific type of flooring and how tough it is to remove.

PART #	DESCRIPTION
81-0355	20" FLAT CHISEL
81-0361	3" WIDE CHISEL
81-0356	DIGGING CHISEL

# CONTRACTOR PROVEN EQUIPMENT

SINCE 1946



RIDE-ON  
TROWELS



WALK-BEHIND  
TROWELS



PLATE  
COMPACTORS



RAMMERS



POWER  
BUGGIES



TRUSS  
SCREED



UNISCREED



DRILLS &  
STANDS



FLOOR, TILE,  
MASONRY SAWS



VIBRATORS



MIXERS



SPREADERS



SPRAYERS



GENERATORS



WALK-BEHIND  
FLOOR SCRAPERS



RIDE-ON  
FLOOR SCRAPERS



SCARIFIERS



FLOOR  
PLANERS



GRINDERS &  
POLISHERS



DUST  
COLLECTORS




SHOTBLASTERS



VERTICAL  
SHOTBLASTERS



DIAMOND  
TOOLING



DIAMOND  
BLADES



BartellGlobal.com